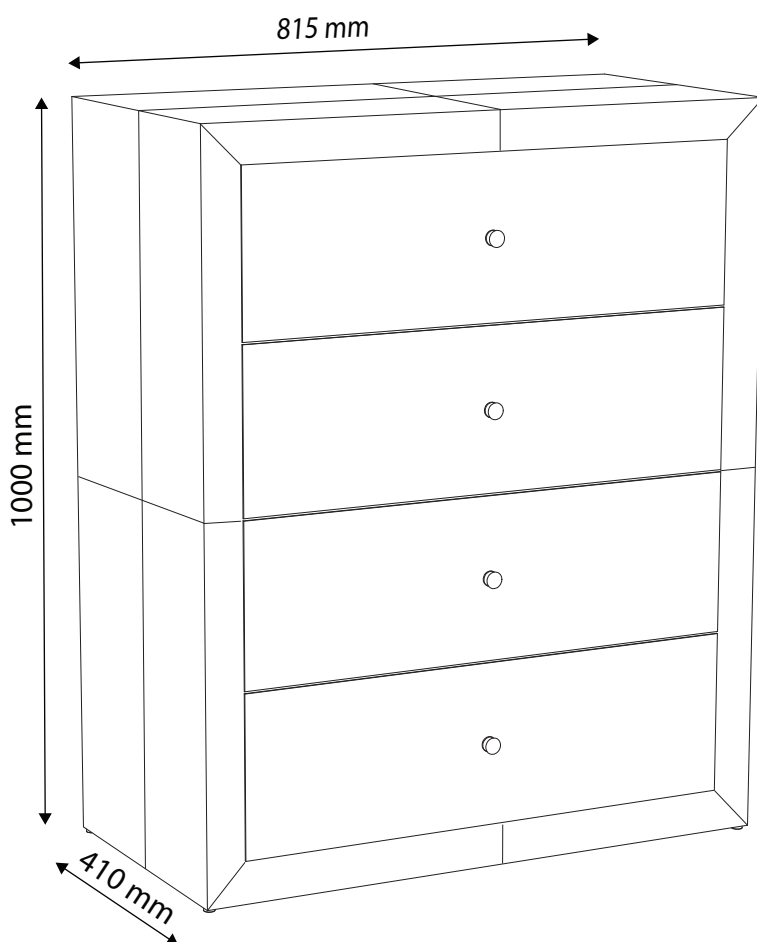


## ASSEMBLY INSTRUCTION BARDOT 4 DRAWER TALL CHEST ITEM CODE 62627

Imported by Amart Furniture Pty Ltd, Qld, Brisbane Australia.  
For any assistance with assembly or for missing parts please phone  
Amart Furniture, Customer Service Free call 1800 351 084



Imported by Amart Furniture Pty Ltd, Qld, Brisbane Australia.  
For any assistance with assembly or for missing parts please phone  
Amart Furniture, Customer Service Free call 1800 351 084

### PRE-ASSEMBLY PREPARATION

#### Before you start :

1. Choose a clean, level, spacious assembly area. Avoid hard surfaces that may damage the product.
2. Take care when lifting. Product should be assembled as near as possible to the point of use.
3. Ensure that you have all required contents for complete assembly.
4. Always read the assembly instructions carefully before beginning assembly.
5. Keep all hardware parts and packaging out of reach of small children.
6. Do not over tighten the screws and bolts as this may damage the threads.



ALLOW 20 MINUTES



2 PEOPLE REQUIRED



ADDITIONAL TOOL REQUIRED

### **WARNING**

**Serious or fatal injuries may occur from furniture toppling over.  
To help avoid this please follow the below recommendations:**

- Install the provided "Tipping Kit" as per the instructions
- Never allow children to climb on or hang off of any part of this product
- Unless specifically designed to accommodate, do not set TVs or other heavy objects on top of this product

If this product has drawers:

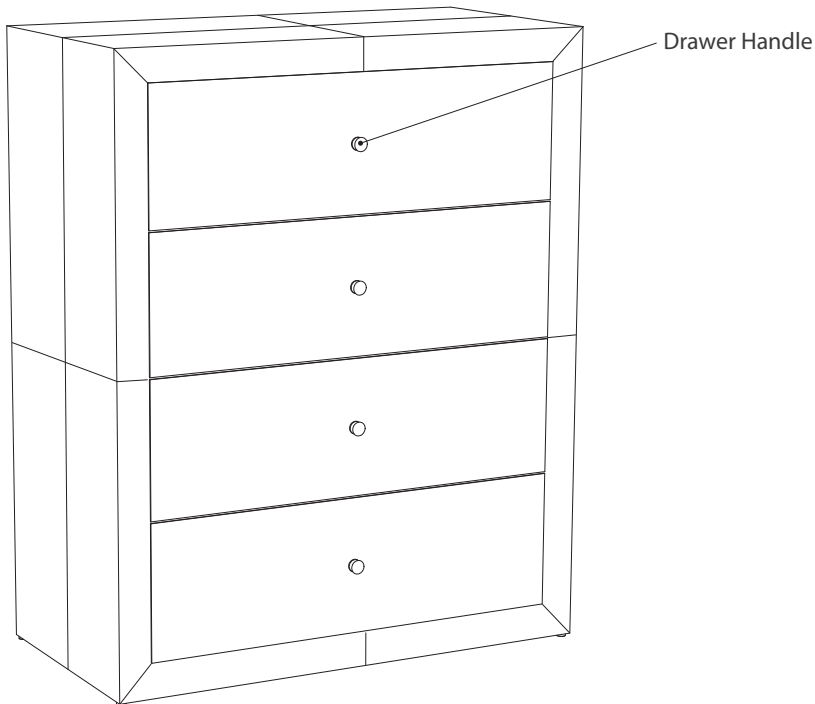
- Place the heaviest items in lowest drawers
- Do not open more than 1 drawer at a time as this may cause the product to become unbalanced
- Do not tamper with or remove any drawer interlocking/running system

**Note: The use of the provided "Tipping Kit" may reduce but not necessarily eliminate the risk of furniture toppling over.**





**Please use this product with caution.**

## ASSEMBLY INSTRUCTION BARDOT 4 DRAWER TALL CHEST ITEM CODE 62627

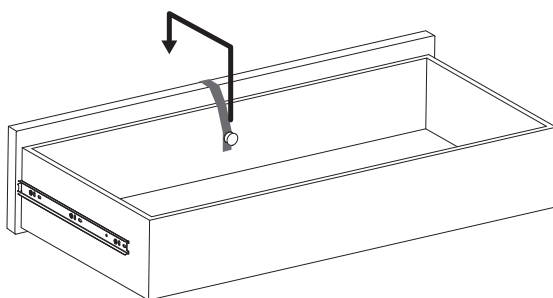
Imported by Amart Furniture Pty Ltd, Qld, Brisbane Australia.  
For any assistance with assembly or for missing parts please phone  
Amart Furniture, Customer Service Free call 1800 351 084



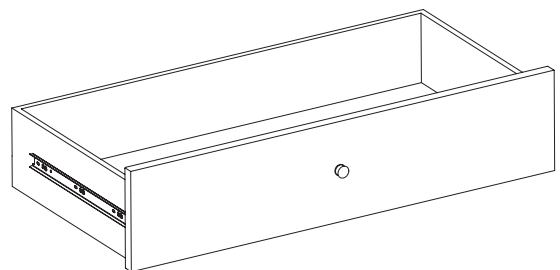
### Hardware (supplied)

 M4 x 45mm ~ 4 nos	 M4 x 25mm ~ 1 no.
 Anti-Tip ~ 1 no.	 Washer ~ 1 no.

#### Step 1



#### Step 2



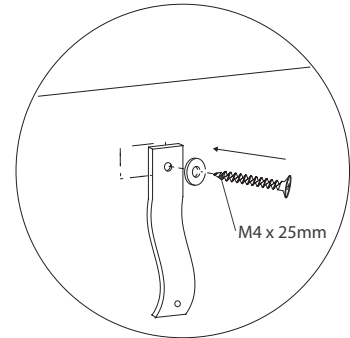

#### Remarks:

Unscrew the bolts from the front drawer panel to remove the handle and fabric from the inside of the drawer. Attach the drawer handle to the outside panel and secure the screws.

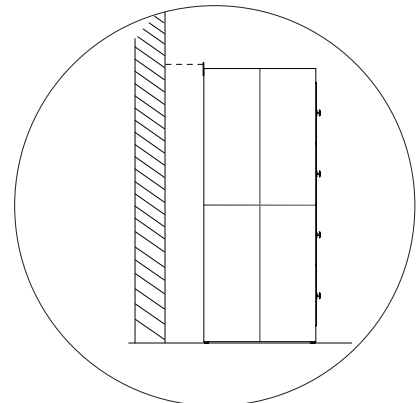
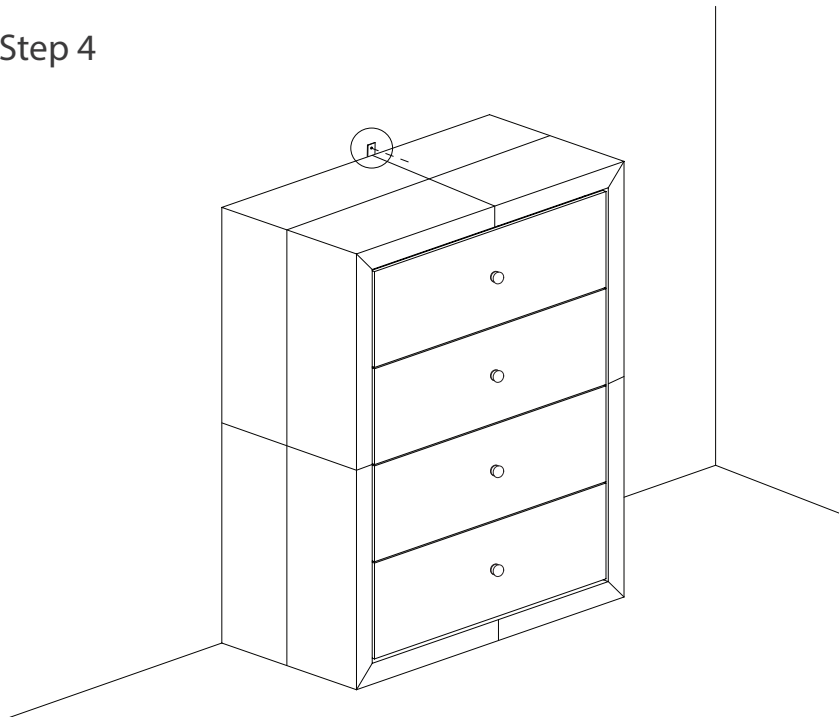
## ASSEMBLY INSTRUCTION BARDOT 4 DRAWER TALL CHEST ITEM CODE 62627

Imported by Amart Furniture Pty Ltd, Qld, Brisbane Australia.  
For any assistance with assembly or for missing parts please phone  
Amart Furniture, Customer Service Free call 1800 351 084

### Step 3



### Step 4



### Caution:

For your safety when attaching the anti-tilt fixing;

- Check for any electrical wires or plumbing inside the wall before drilling any holes (if you are unsure please seek professional advice from a qualified tradesman)
- Walls are constructed from different materials eg; Masonry (solid brick) or plaster board lined cavity walls (hollow)

## CARE AND MAINTENANCE



**Product Name:** BARDOT 4 DRAWER TALL CHEST

**Item Code:** 62627

**PRODUCT CARE:**

AVOID PLACING THE FAUX LEATHER PRODUCT NEAR DIRECT AND INDIRECT SUNLIGHT OR HEAT RESOURCES AS THEY FADE AND DAMAGE THE FAUX LEATHER.

FREQUENT VACUUMING OR LIGHT BRUSHING TO REMOVE DUST AND GRIME IS RECOMMENDED.

**CLEANING METHOD:**

USE RECOMMENDED CARE PRODUCTS DESIGNED FOR YOUR FAUX LEATHER. USE CARE PRODUCTS STRICTLY IN ACCORDANCE WITH THE MANUFACTURER'S INSTRUCTIONS.

USE A PROTECTION CREAM TO GUARD THE FAUX LEATHER FROM STAINS AND HELP MAINTAIN ITS SUPPLENESS.

DIRT AND GRIME CAN ACT AS ABRASIVES ON THE FAUX LEATHER. VACUUM REGULARLY WITH A SOFT UPHOLSTERY ATTACHMENT OR WIPE OVER THE FAUX LEATHER WITH A SOFT, CLEAN DYEFAST CLOTH.

CAREFULLY BLOT LIQUIDS IMMEDIATELY TO REMOVE AS MUCH AS POSSIBLE. DO NOT RUB EXCESSIVELY OR TOO HARD.

**CAUTION:**

DO NOT USE DETERGENTS, SOLVENTS, ABRASIVES OR RECOMMENDED LEATHER CLEANERS FOR LEATHER SHOES OR HANDBAGS. SUCH CARE PRODUCTS CAN DAMAGE THE FAUX LEATHER.

FOOD OILS AND INK CAN PERMANENTLY BOND WITH THE FAUX LEATHER UNLESS CLEANED IMMEDIATELY.

**SPOT CLEANING:**

TREAT SPILLS AND STAINS AS SOON AS THEY OCCUR. CLEAN AS ABOVE. PERSISTENT STAINS MAY REQUIRE TREATMENT BY A PROFESSIONAL.

Made In MALAYSIA

Imported By:

Amart Furniture Pty Ltd,

Brisbane, Qld, Australia

Item Code: **62627**

Product Name: **BARDOT 4 DRAWER TALL CHEST**